



CLCG na Dubhglaise Registrar's Report, 2022

Ullmhaithe ag Dónall O'Súilleabháin, Samhna 2022.

Table of Contents

| | |
|---|---|
| Highlights / <i>Buaicphointí</i> | 1 |
| Top-level GAA statistics / <i>Cinnlínte</i> | 1 |
| Rates / <i>Rátaí</i> | 2 |
| Adult section / <i>na Sínsearaigh</i> | 3 |
| Juvenile sections / <i>na Buachaillí</i> | 3 |
| Schools Report / <i>Tuarascáil Scoileanna</i> | 4 |
| One Club analysis / <i>Cumann Amháin</i> | 6 |

Highlights / *Buaicphointí*

- This is the fourth year we have a single membership portal and database for the GAA club
 - It is the first year we have a single Douglas One Club membership portal and database for *three local clubs* (i.e. GAA, LGFA and Camogie)
 - Except where specified, this report relates to the GAA club only
- Overall numbers of GAA members (both playing and non-playing) held steady this year

Top-level GAA statistics / *Cinnlínte*

2021, 2020 & 2019 figures in brackets; some sections down, others up.

| Membership | Count 2022 (2021, 2020, 2019) |
|--------------------------------------|--------------------------------------|
| Street Leagues | 514 (567*, 463, 428) |
| Underage | 286 (271*, 314, 292) |
| Student | 71 (75, 81, 72) |
| Adult Player | 91 (81, 74, 65) |
| Pavilion | 11 (11, 19, 12) |
| Registered Member | 96 (101, 108, 92) |
| Over-65/Senior Member | 27 (15, 15, 8) |
| Lifetime | 36 (36, 36, 36) |
| Total (not including parents) | 1132 (1157, 1110, 1005) |

* In 2021, the Under 11s transitioned from Underage to Street Leagues.

The club has 962 players this year – down slightly (3.5%) from the 997 we had in 2021.

A separate **GAA player retention report** has been created, showing the average retention of players, over the period 2019-2022, by player age. Available as a separate report from the Registrar.

Rates / Rátaí

Membership rates changed significantly this year, as follows and as adopted at the 2021 AGM:

- **CDL:** A club development levy (€70) was applied per household – regardless of how many club members were in the household
- **PRS:** A pitch rental subsidy (€30) was collected from every family with juveniles, to enable us to cover the rental of pitches at Douglas Community School and Redmonds GAA
 - This would remove the need to collect the subsidy at sessions and matches rostered at those venues (previously almost exclusively the ladies' teams), thus removing a disincentive to training and playing there
 - It was decided that this should cover the price of full membership for those parents that want it (e.g. it is mandatory for mentors). So this subsidy was charged as mandatory parent membership, which was a mistake in hindsight (and one we intend to address for 2023)

These same additional costs were applied to all members (GAA, LGFA and Camogie) registering through the *Douglas One Club* portal.

The following rates not inclusive of CDL @ €70 – applied once per household, not per membership.

Players

Juveniles & Students

Juvenile (Street Leagues & Underage) and Students were no longer offered a discount for multiple siblings; the discount would come for those families in only paying the club development levy (CDL) and pitch rental subsidy (PRS) once.

| Number of juveniles | 2021 rate (€) | 2022 rate (€), including PS |
|---------------------|----------------------------|------------------------------------|
| 1 | 80 | 80 + 30 = 110 |
| 2 | 140 (i.e. +60); average 70 | (2 * 80) + 30 = 190; average 95 |
| 3 | 180 (i.e. +40); average 60 | (3 * 80) + 30 = 270; average 90 |
| 4 | | (4 * 80) + 30 = 350; average 87.50 |
| 5 | | (5 * 80) + 30 = 430; average 86 |

Adult

Adult Player rates remained at €100, as in 2020.

Non-players

Registered and Pavilion non-player rates increased by €5 from 2021.

The per-member rate for Over-65s was removed, as they would pay the CDL (per household).

The fee for gym membership was removed (and refunded) early in the year.

| | Single | | Couple | |
|------------|---------------|---------------|---------------|---------------|
| | 2021 rate (€) | 2022 rate (€) | 2021 rate (€) | 2022 rate (€) |
| Registered | 40 | 45 | 50 | 55 |
| Pavilion | 30 | 35 | 40 | 45 |
| Over-65 | 0 | 0 | 0 | 0 |
| Gym | 40 | 0 | n/a | n/a |

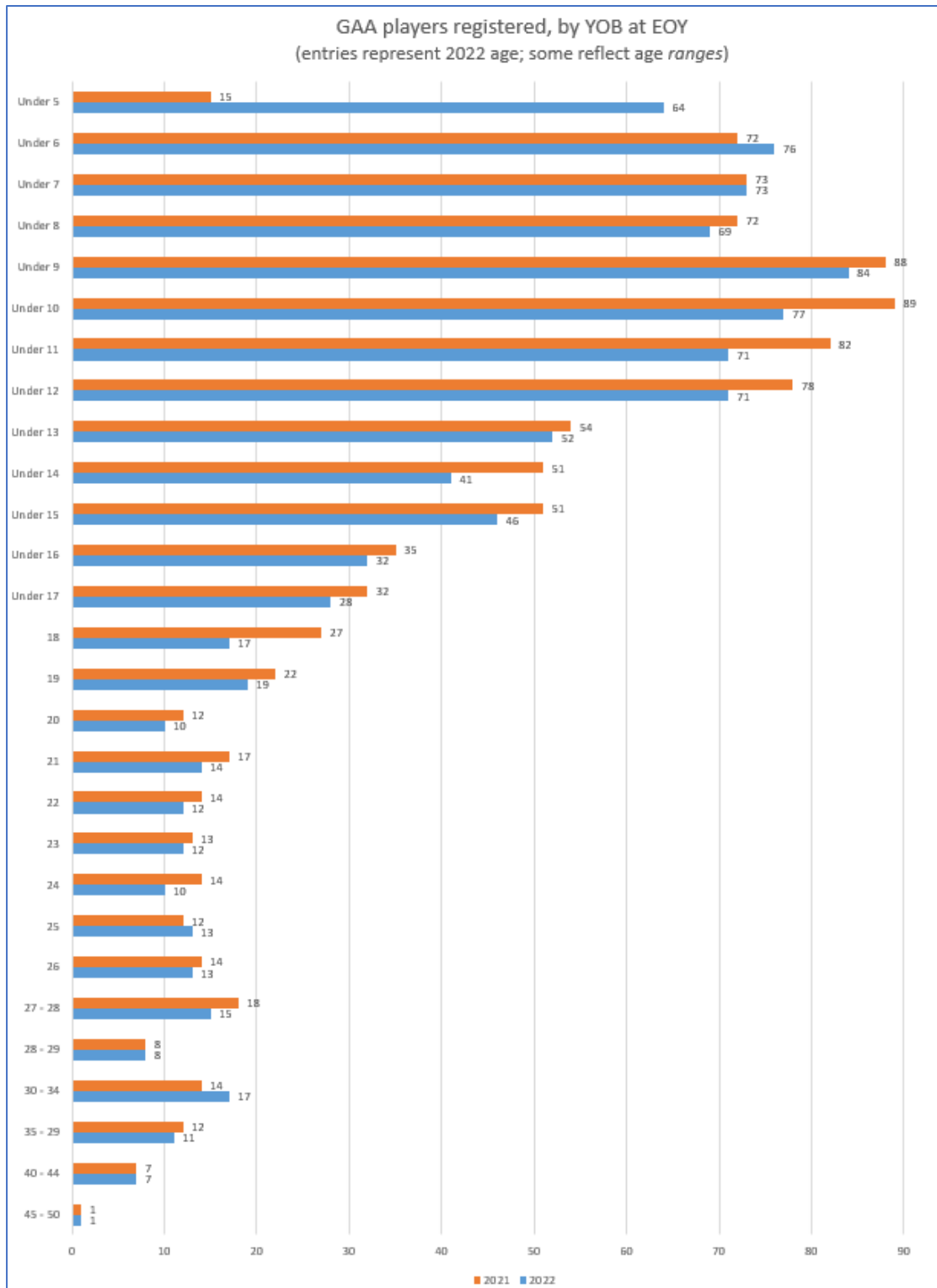
Adult section / na Sínearaigh

Compared to the 178 players born before 31/12/2002 and registered in 2021, the 156 registered this year seems like a significant drop (22, i.e. 12%); but there are no obvious reasons *from this data*

And in fact, the 19 players that transitioned from Underage mean we have *more players* (162) in the Adult section this year than last (156)

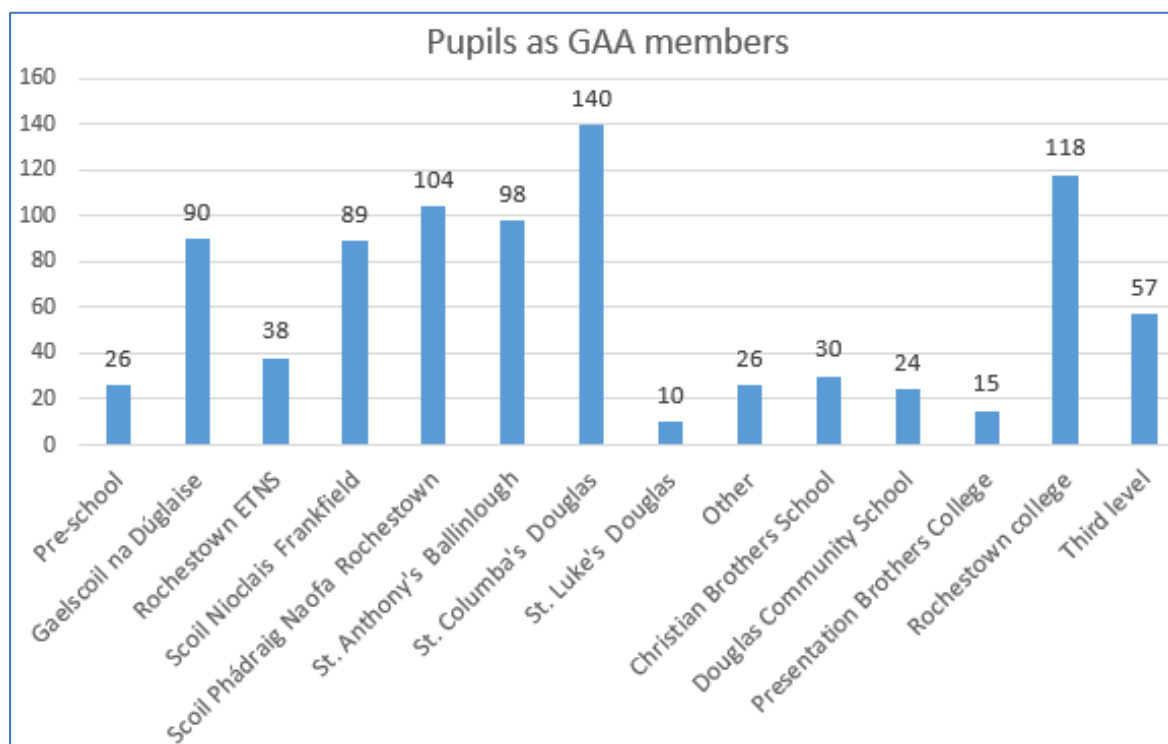
Juvenile sections / na Buachaillí

Several age grades held their numbers from 2021, which is commendable. Others saw a drop-off; six saw a drop of over 10%.



Schools Report / Tuarascáil Scoileanna

Here is how our Juvenile and Student players were distributed through local schools and colleges at registration (i.e. during the *last* school year, 2021/22):



Primary Schools, by year of birth

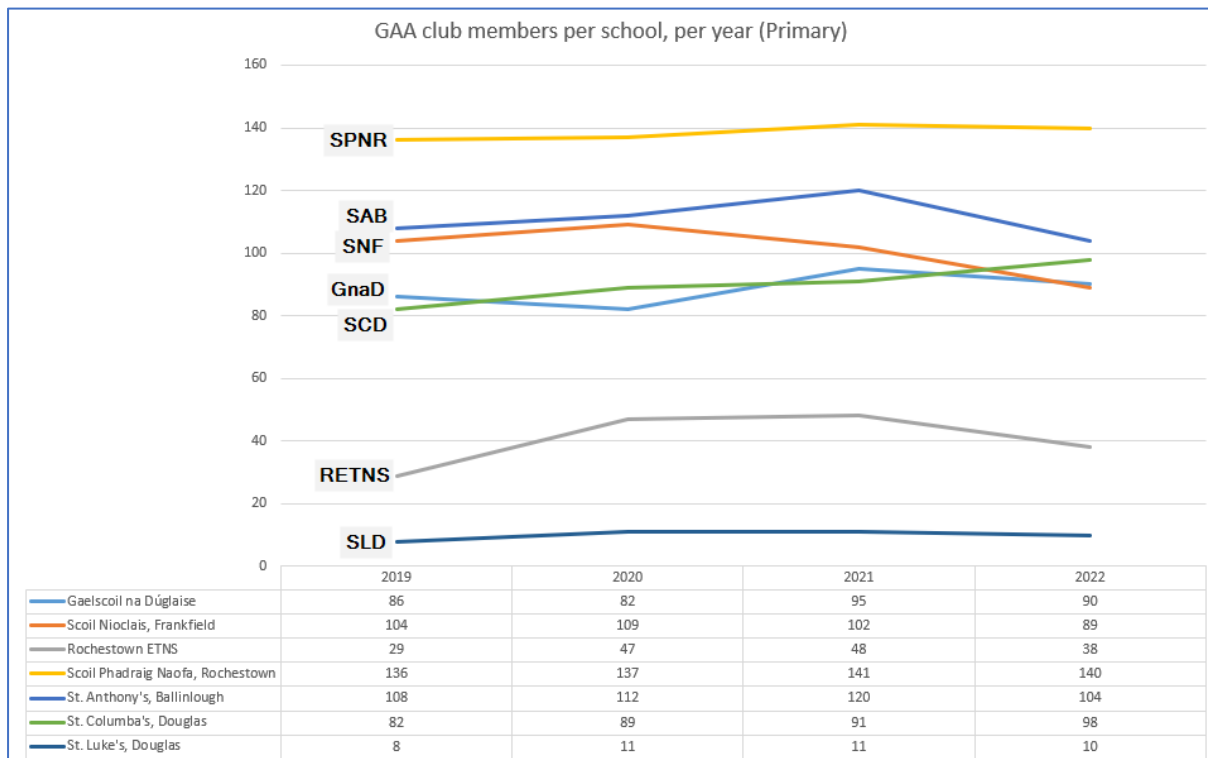
| Year of birth | Gaelscoil na Dúglaise | Rochestown ETNS | Scoil Niocláis, Frankfield | Scoil Phádraig Naofa, Rochestown | St. Anthony's Ballinlough | St. Columba's Douglas | St. Luke's Douglas |
|---------------|-----------------------|-----------------|----------------------------|----------------------------------|---------------------------|-----------------------|--------------------|
| 2009 | 4 | | 2 | 8 | 14 | 3 | |
| 2010 | 7 | 7 | 4 | 20 | 18 | 9 | 3 |
| 2011 | 13 | 4 | 11 | 12 | 9 | 16 | 2 |
| 2012 | 8 | 10 | 19 | 18 | 15 | 5 | |
| 2013 | 19 | 4 | 12 | 24 | 11 | 12 | 1 |
| 2014 | 10 | 7 | 13 | 11 | 12 | 9 | 1 |
| 2015 | 12 | 3 | 11 | 17 | 12 | 17 | 1 |
| 2016 | 8 | 2 | 8 | 19 | 8 | 23 | 2 |
| 2017 | 9 | 1 | 8 | 9 | 5 | 4 | |
| 2018 | | | | 2 | | | |

Secondary Schools, by year of birth

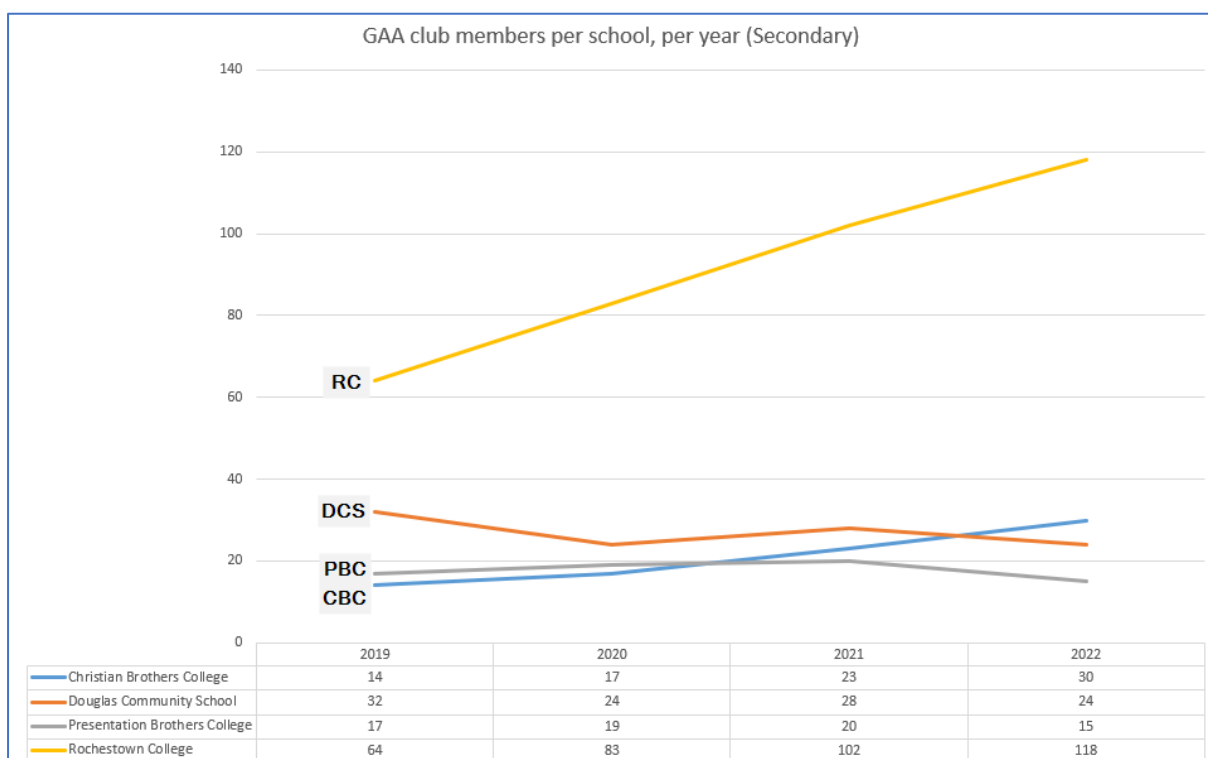
| Year of birth | Christian Brothers School | Douglas Community School | Presentation Brothers College | Rochestown College |
|---------------|---------------------------|--------------------------|-------------------------------|--------------------|
| 2003 | 2 | 5 | 2 | 5 |
| 2004 | 2 | 2 | 1 | 10 |
| 2005 | 4 | 1 | 1 | 21 |
| 2006 | 2 | 1 | 3 | 23 |
| 2007 | 6 | 9 | 4 | 25 |
| 2008 | 7 | 1 | 3 | 24 |
| 2009 | 2 | 4 | 1 | 10 |
| 2010 | 1 | | | |

Four years of representation in these schools

We can now observe trends over four years of this data.



At primary level, some schools have been represented in our membership consistently low, while others have been consistently high. It is perhaps too early to call trends for some recent declines.



At secondary level, it is notable how Rochestown College, already the best represented in our membership, is on such an upward trajectory, year-on-year. Other schools are not so well represented in our club.

One Club analysis / *Cumann Amháin*

This is the first year that we have a database that spans all three local clubs – GAA, LGFA and Camogie. Here is a snapshot of our membership, across One Club:

- 1112 households
- 1685 players (male & female), 66 M&O
- Parents/Guardians of 1,466 juveniles
- 173 other non-players (registered, pavilion, over-65, lifetime)
- Majority (690, 58%) have one paying member (not inc. parents)
- Vast majority (1028, 92%) have only players (and parents)
 - A small minority (61, 5%) have only non-players
- Of those with players, majority (634, 60%) have one player

